


NL3600 \$15 with QCCC logo



- 4.3-ounce, 100% combed ring spun cotton, 32 singles
- 90/10 combed ring spun cotton/poly, 32 singles (Heather Grey)
- 1x1 rib knit neck
- Shoulder to shoulder taping
- Tear-away label
- Side seamed

CARE INSTRUCTIONS

Machine wash cold. Only non-chlorine bleach when needed.  
Tumble dry low. Do not iron decoration.



White  
PMS 663C



Warm Gray  
PMS 2332 C

SIZE CHART

	XS	S	M	L	XL	2XL	3XL	4XL
Chest	33-35	35-38	38-41	43-44	45-48	48-52	53 1/2-56	59-61 1/2



Antique Gold



Banana Cream



Black



Cardinal




Classic Orange




Cool Blue



Cream



Graphite Black



Heather Gray



Heavy Metal



Indigo



Kelly Green



Light Blue



Light Gray



Midnight Navy



Military Green



Natural



Oatmeal



Purple Rush



Red



Royal



Desert Pink



Forest Green



Gold



Light Pink



Maroon



Mauve



Sand



Stonewash Denim



Tahiti Blue



Royal Pine



Light Olive



DK Chocolate



Teal  
PMS 2396C



Turquoise  
PMS 2396 C

# PRODUCT DETAILS



TT70

\$39.00 with QCCC logo



BACK VIEW



SIDE VIEW

## TT70 prime

### Team 365 Adult Conquest Jacket with Mesh Lining

MSRP (A): \$34.98

#### Features

- roll-away three-piece hood with 1 1/4" rain bill
- Black 3/8" taping adds contrast to back and sleeves
- EZEM zipper in back lining for easy decoration access
- center front/lower pockets with molded plastic zipper with garage

#### Fabric

- 2.8 oz., abrasion-resistant 100% nylon taslan shell with polyurethane coating for enhanced wind- and water-resistance
- 2.95 oz., 100% polyester dyed-to-match tricot big hole mesh lining in body
- 1.7 oz., 100% polyester taffeta lining in sleeves

#### Sizes

- XS - 4XL

#### Product Specifications

	XS	S	M	L	XL	2XL	3XL	4XL
BODY LENGTH	28	28.5	29	29.5	30	30.5	31	31.5
BODY WIDTH	20	21.5	23	25	26.5	28.5	30.5	32.5
SLEEVE LENGTH	33.5	34.5	35.5	36.5	37.5	38.5	39.5	40.5

#### Size Chart

	XS	S	M	L	XL	2XL	3XL	4XL
CHEST	32-34	35-38	39-41	42-45	46-49	50-52	53-56	57-60



Sport Graphite



Sport Dark Navy



Sport Forest



Sport Graphite

## 17 Available Colors



Sport Maroon




Sport Orange



Sport Purple



Sport Red



Black



Sp Athletic Gold



Sp Burnt Orange



Sp Scarlet Red



Sport Dark Brown



Sport Royal



Sport Vegas Gold



White



Sport Kelly



Sport Light Blue

# PRODUCT DETAILS



#S600

\$25.00



BACK VIEW



SIDE VIEW

**S600** primeplus

Champion Adult 9 oz. Double Dry Eco® Crew

MSRP (A): \$21.80

**Features**

- Made with recycled polyester fibers from plastic bottles
- Durable coverstitching throughout
- Set-in sleeves
- Heavy rib knit waistband and cuffs
- "C" logo at left cuff

**Fabric**

- 50% cotton, 50% polyester

**Sizes**


- S - 3XL

**Product Specifications**

	S	M	L	XL	2XL	3XL
BODY LENGTH	27	28	29	30	31	32
BODY WIDTH	20	22	24	26	28	30
FULL BODY LENGTH	27	28	29	30	31	32
SLEEVE LENGTH	36	36.75	37.5	38.25	39	39.38



## 13 Available Colors



Black



Charcoal  
Heather



Dark Green



Gold



Navy Heather



Orange



Royal Blue



Scarlet



Light Steel




Maroon



Navy



Silver Grey



White



# PC61LS \$16.00

## Long Sleeve Essential Tee.

Nothing beats this traditional t-shirt in comfort, versatility and casual style.

- 6.1-ounce, 100% soft spun cotton
- 98/2 cotton/poly (Ash)
- 90/10 cotton/poly (Athletic Heather)

**CARE INSTRUCTIONS**

Machine wash cold, inside out with like colors. Only non-chlorine bleach when needed. Tumble dry medium. Do not iron.


## Light Blue

**SIZE CHART**

	M	L	XL	2XL	3XL	4XL
Chest	35-37	38-40	41-43	44-46	47-49	50-53



Aquatic Blue



Ash\*\*



Athletic Heather\*



Athletic Maroon



Cardinal




Kelly



Light Blue



Lime



Natural



Navy



Stonewashed Blue




Stonewashed Green



White



Yellow



Charcoal



Dark Chocolate Brown



Dark Green




Deep Navy




Gold



Jet Black




Orange



Purple



Red



Royal



Sand



Sangria